

- Measuring power parameters: V, A, W, Q (Var), S (VA), PF, Hz, KWH, KQH, DM (Demand)
- THD, Harmonic (2nd~60th), Volt & Current unbalanced function available
- Internal date & time function, easily record the trends and events
- DIN case: 96 x 96 mm

SPECIFICATION

- ◆ Measuring Voltage: Rating: 40V~290V L~N / 70~500V L~L
Input max. volt: Line volt 750VAC
Overload: 2 x rating: 2500VAC/1sec
Measuring method: True-Rms
Input load: <0.2V
- ◆ Measuring Current: Rating: 5A, 20% of over limited
Overload: 2 x rating: 20 times/1sec
Measuring method: True-Rms
Input load: <0.3VA
- ◆ Measuring Hz: 45~65HZ; Rating: 50/60HZ
- ◆ Digital Input (DI): Relay contact or Photocouple
Photocouple up to 400V ACRMS
Input current: 3.7mA < I< 10mA
- ◆ Relay Contact: 5A/250Vac or 5A/30Vdc
- ◆ Sampling Cycle: 128point/cycle
- ◆ Back Up Memory: by EEPROM
- ◆ Response Time: <300msec
- ◆ Data Updated Time: <300msec
- ◆ Insulation Resis.: >500MΩ
- ◆ Surge Test: AC2.5KV/1min
- ◆ Stability: <100ppm/°C
- ◆ Long Time Stability: <0.2%/Year
- ◆ Communication: Modbus RTU mode
- ◆ Baud Rate: 600/1200/2400/4800/9600/19200/38400
- ◆ Comm. Address: 1~247
- ◆ Weight: <400g
- ◆ Operating Temp.: -25~70°C; 0~95%RH (non-condensing)
- ◆ Storage Temp.: -40~85°C; 0~90%RH (non-condensing)
- ◆ Air Pressure: 86Kpa~106Kpa
- ◆ Power Supply: AC 85~265V / DC 96~300V
- ◆ Display Screen: LCD65(W)X58(H)
- ◆ Power Consump.: <=2W

- ◆ Accuracy: Volt: 0.5% (V)
- Current: 0.5% (A)
- Frequency: 0.2% (Hz)
- Power Factor: 1% (PF)
- Active Power: 1% (Watt)
- Reactive Power: ±1% (Var)
- Apparent Power: ±1% (S)

ORDER INFORMATION

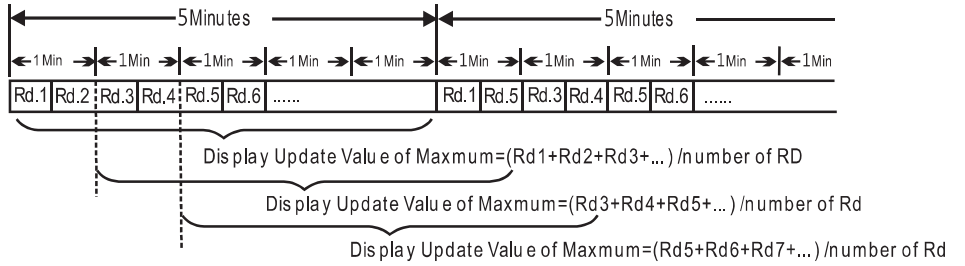
GPM-6 - Code1 - Code2 - Code3 - Code4 Code5 Code6

Code1	Function	Code3	Aux. Power	Code5	Analog output
1	Standard	A	AC85~265V	N	None
2	With individual Harmonic&Max. Demand	B	DC80~380V		
Code2	Input Voltage	Code4	Pulse output	Code6	RS485
1	0~500V	N	None	N	None
O	Option	P	Pulse x 2 (KWH, KQH)	Y	RS485
	Input Current				
1	0~5A				
O	Option				

DEMAND

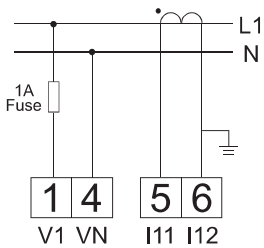
Calculation mode :
Time : Range : 1~30 minutes

Moving average calculation mode: Time set to be 5 minutes :

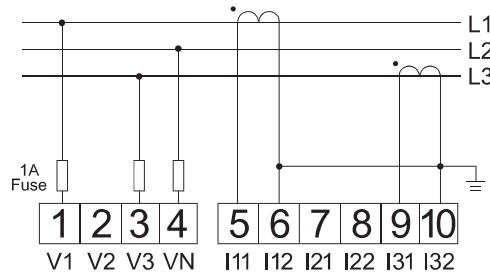


WIRING CONNECTION

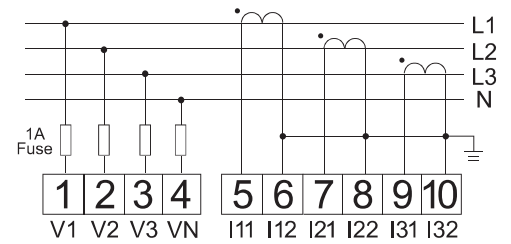
● 1φ2W (CT)



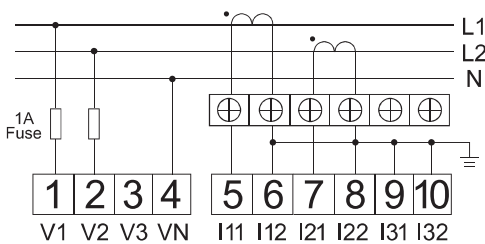
● 3φ3W (2CT)



● 3φ4W (3CT)



● 1φ3W (2CT)



● Power



● RS485

