

ANALOG SIGNAL ISOLATED TRANSMITTER

DC

FEATURES

- Accuracy: $\pm 0.1\%$ F.S. (DC / Potentiometer / Resistor / PT-100 / Load Cell)
 $\pm 0.2\%$ F.S. (AC)
- Measuring AC, DC Voltage / AC, DC Current / Potentiometer / Resistor / PT-100 / Load Cell
- Surge test of AC 2000V / min between input / output / power
- High stability, non-flammable case (PC), high safety



ORDER INFORMATION : DC - [Code 1] [Code 2] - [Code 3] - [Code 4]

| Code 1 | Input Type | Code 2 | Voltage | Code 2 | Current | Code 2 | Potentiometer | Code 2 | Resistor | Code 2 | RTD (PT-100) | Code 2 | Load Cell | Code 3 | Aux. Power | Code 4 | Analog Output |
|--------|----------------------|--------|---------|--------|---------|--------|---------------|--------|----------|--------|--------------|--------|--------------|--------|----------------|--------|---------------|
| D | DC | V1 | 0~50mV | A1 | 0~20uA | P1 | 500Ω~10KΩ | I1 | 0~10Ω | T1 | -50~50℃ | L1 | 1mV/V EX.5V | A | AC 110V | 1 | 4~20mA |
| A | AC AVG | V2 | 0~5V | A2 | 0~200uA | P2 | 10KΩ~100KΩ | I2 | 0~100Ω | T2 | 0~50℃ | L2 | 2mV/V EX.5V | B | AC 220V | 2 | 0~20mA |
| M | AC TRMS | V3 | 1~5V | A3 | 0~2mA | P3 | 100KΩ~1MΩ | I3 | 0~1KΩ | T3 | 0~100℃ | L3 | 3mV/V EX.5V | C | DC 22~60V | 3 | 0~5V |
| P | 3 Wire Potentiometer | V4 | 0~10V | A4 | 0~20mA | PO | Option | I4 | 0~10KΩ | T4 | 0~200℃ | L4 | 1mV/V EX.10V | E | AC/DC 100~240V | 4 | 0~10V |
| I | 2 Wire Resistor | V5 | 0~36V | A5 | 0~200mA | | | I5 | 0~100KΩ | T5 | 0~400℃ | L5 | 2mV/V EX.10V | | | O | Option |
| T | RTD (PT-100) | V6 | 0~300V | A6 | 4~20mA | | | IO | Option | T6 | 0~600℃ | L6 | 3mV/V EX.10V | | | | |
| L | Load Cell | V7 | 0~600V | A7 | 0~2A | | | | | TO | Option | LO | Option | | | | |
| 2 | 2, 3 Wire Sensor | VO | Option | A8 | 0~5A | | | | | | | | | | | | |
| 4 | 4 Wire Sensor | | | AO | Option | | | | | | | | | | | | |

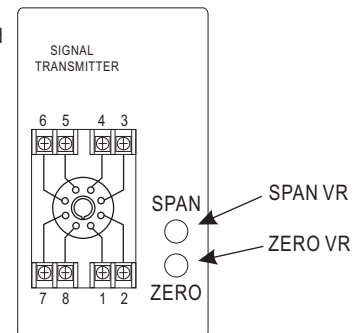
**1: 2 wire type offers excitation power DC24V for 2 wire (Loop Power) pressure, temperature, humidity sensors using.
 2: 3.4 wire type offers excitation power DC24V for 3, 4 wire (Loop Power) pressure, temperature, humidity sensors using.
 3: Load Cell type of excitation power DC5V can have 2 load cell in parallel; DC10V only can offer 1 load cell to use.

SPECIFICATION

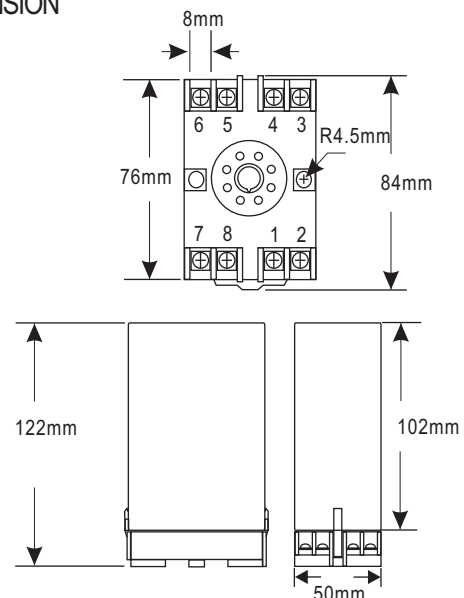
- ◆ Accuracy: $\pm 0.1\%$ F.S. (DC / Potentiometer / Resistor / PT-100 / Load Cell)
 $\pm 0.2\%$ F.S. (AC)
- ◆ Zero Adjustment: $\leq \pm 5\%$ F.S.
- ◆ Span Adjustment: $\leq \pm 10\%$ F.S.
- ◆ Output Response Time: 15 bit
- ◆ Output Response Time: <250 msec (0~90%)
- ◆ Output Capability: Voltage Output: <20mA
- ◆ Analog Output Resolution: Current Output: <10V
- ◆ Output Ripple: $\leq \pm 0.1\%$ F.S.
- ◆ Isolation: Input / Output / Power / Case
- ◆ Temperature Coefficient: 100ppm/°C (0~60°C)
- ◆ Operating Temperature: 0~60°C
- ◆ Operating Humidity: 20~90% RH (non-condensing)
- ◆ Storage Temperature: -10~70°C
- ◆ Storage Humidity: 20~90% RH (non-condensing)
- ◆ Power Supply: AC 110V, AC 220V; DC 24V
- ◆ Surge Test: 2kVac / 1min
- ◆ Insulation Resistance: >100MΩ with 500Vdc
- ◆ Input Impedence: Voltage: >2V for 20KΩ / V; $\leq 2V$ for >200MΩ
Current: $\geq 0.2A$ at 100mV; <0.2A at 1V
- ◆ Installation: Socket / Plug in
- ◆ Weight: About 650 g

CALIBRATION

- ◆ Steps:
 1. Input the zero value and adjust the ZERO VR to the zero point.
 2. Input the span value and adjust the SPAN VR to the span point.

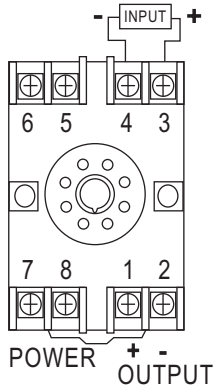


DIMENSION

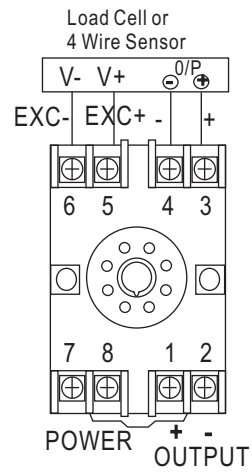


■ WIRING CONNECTION

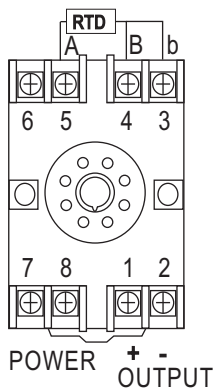
- Voltage, Current (AC, DC)



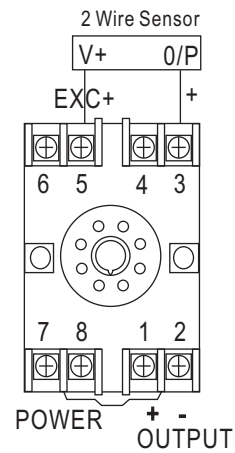
- 4 Wire Sensor or Load cell



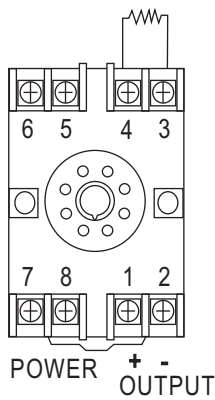
- Temperature (RTD)



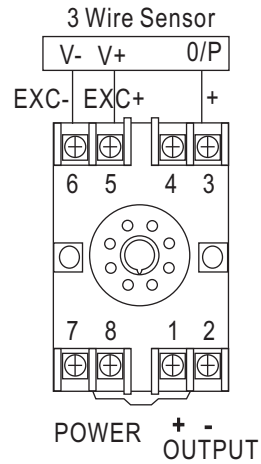
- 2 Wire Sensor



- 2 Wire Resistor



- 3 Wire Sensor



- 3 Wire Potentiometer

